

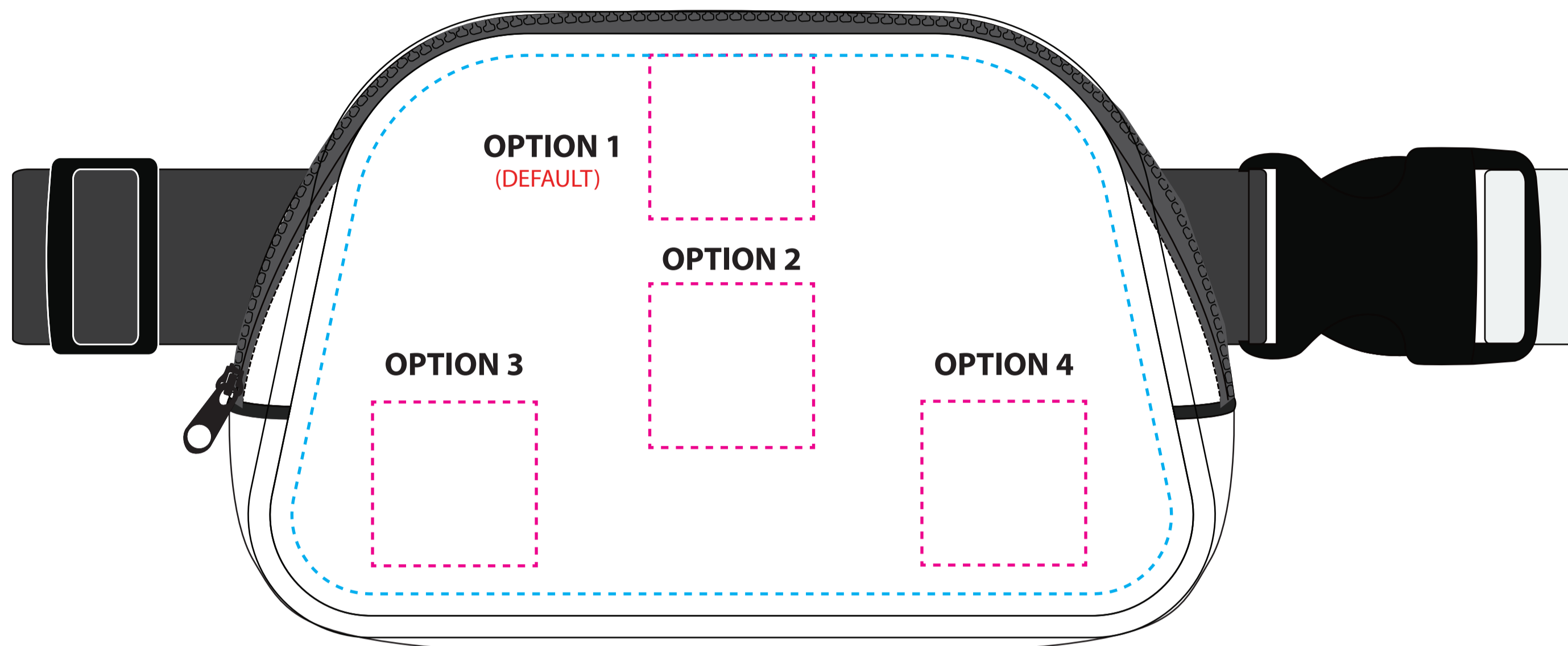
	Black		PMS 487C
	PMS 5255C		PMS 411C
	PMS 2747C		PMS 728C
	PMS 534C		PMS Cool Gray 11C
	PMS 426C		PMS Cool Gray 10C
	PMS 411C		PMS 3242C
	PMS 439C		PMS 7533C
	PMS 532C		PMS 5125C
	PMS 533C		PMS 480C
	PMS 2728C		PMS 2747C
	PMS 446C		PMS 298C
	PMS 422C		PMS 623C
	PMS 5655C		PMS 2645C
	White		PMS 237C
	PMS 380C		PMS 169C
	PMS 576C		PMS 1645C
	PMS 5753C		PMS 1787C
	PMS 7495C		PMS 224C
	PMS 7488C		PMS 438C
	PMS 560C		PMS 439C
	PMS 5473C		PMS 7533C
	PMS 7459C		PMS 7505C
	PMS 5483C		PMS 483C
	PMS 2915C		PMS 1787C
	PMS 2905C		PMS 710C
	PMS 297C		PMS 191C
	PMS 647C		PMS 441C
	PMS 659C		PMS 7538C
	PMS 283C		PMS 2756C
	PMS 172C		PMS 7546C
	PMS 165C		PMS 193C
	PMS 1585C		PMS 164C
	PMS 4695C		PMS 212C
	PMS 4705C		PMS 5115C
	PMS 4715C		PMS 7449C
	PMS 1605C		PMS 425C
	PMS 728C		Black
	PMS 155C		PMS 348C
	PMS 439C		PMS 7487C
	PMS 490C		PMS 7465C
	PMS 7421C		PMS 1235C
	PMS 1815C		PMS 172C
	PMS 1805C		PMS 484C
	PMS 268C		PMS 413C
	PMS 208C		PMS 418C
	PMS 188C		PMS 1255C
	PMS Red 032C		PMS 723C
	PMS 197C		PMS 729C
	PMS 7418C		PMS 7504C
	PMS 1905C		PMS 4655C
	PMS 7404C		PMS 5615C

BGE4210

Custom Sherpa Belt Bag
ITEM SIZE: 7.5 in L x 5.1 in H x 2.16 in W

PVC PATCH, SEWN LEATHER PATCH & EMBROIDERY PATCH

Upgrade : *ADDITIONAL FEES APPLY*




Imprint Area: - - - 1.5 in x 1.5 in

Placement Area: - - - - 8 in x 5 in

CUSTOM SHAPED PATCHES AVAILABLE

PATCH SHAPE SUGGESTIONS



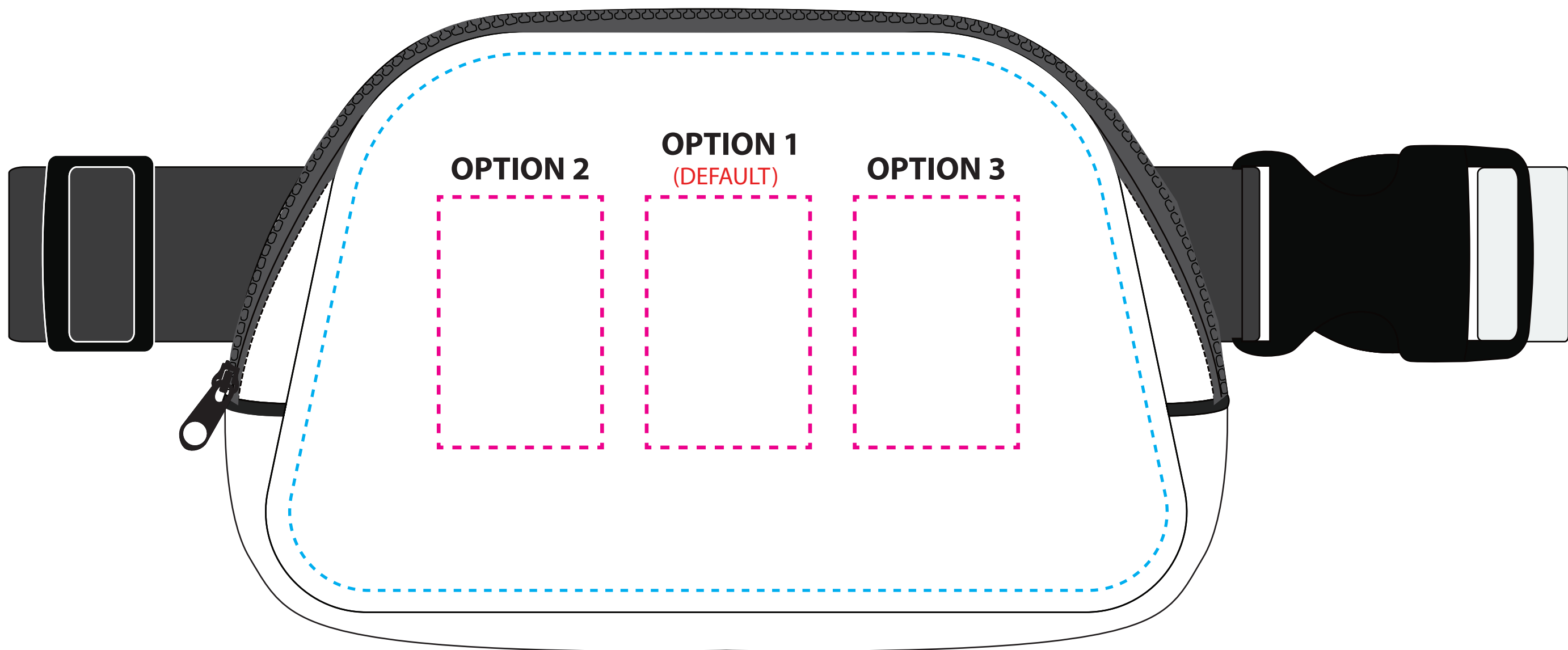
BGE4210

Custom Sherpa Belt Bag

ITEM SIZE: 7.5 in L x 5.1 in H x 2.16 in W

CHINELLE PATCH

Upgrade : *ADDITIONAL FEES APPLY*




Patch Size (Per logo or letter) : 1.5"w x 2.3"h

Placement Area: 8 in x 5 in

CUSTOM SHAPED PATCHES AVAILABLE

PATCH SHAPE SUGGESTIONS



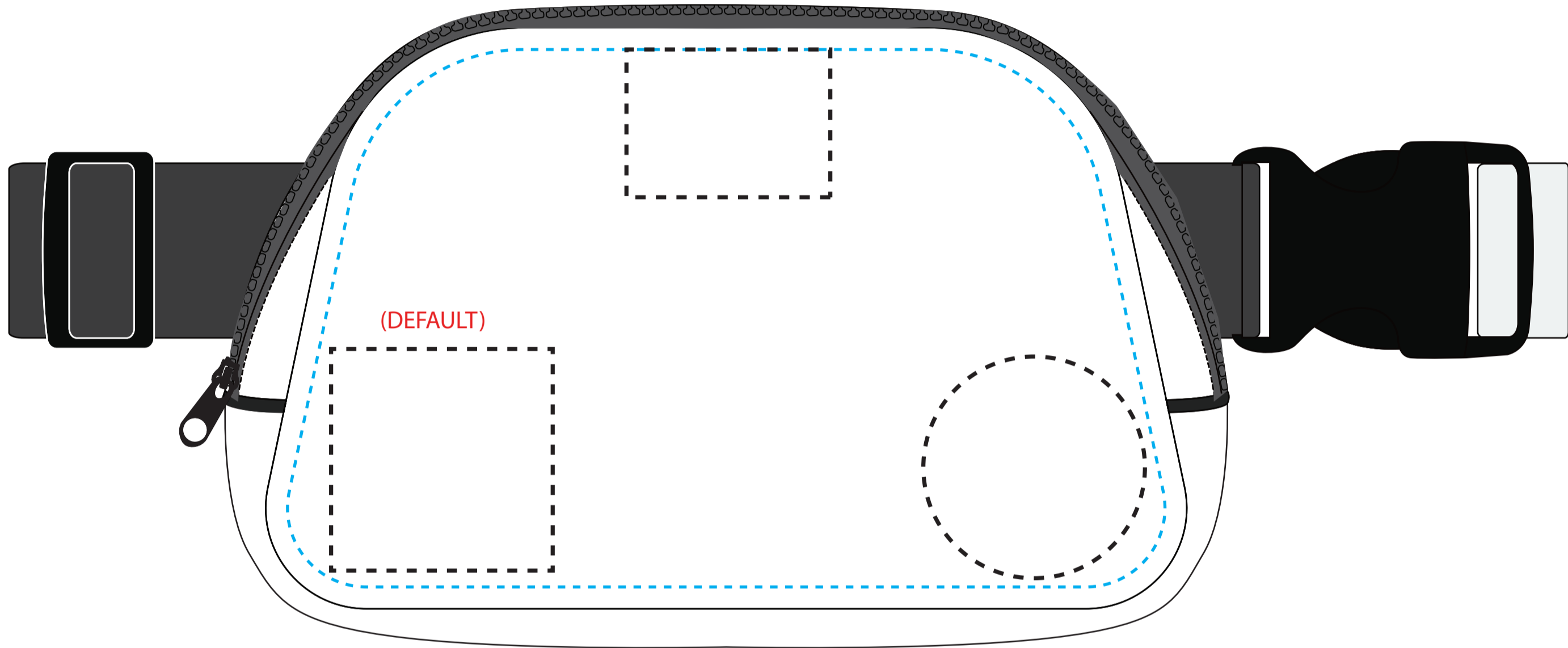
BGE4210

Custom Sherpa Belt Bag

ITEM SIZE: 7.5 in L x 5.1 in H x 2.16 in W

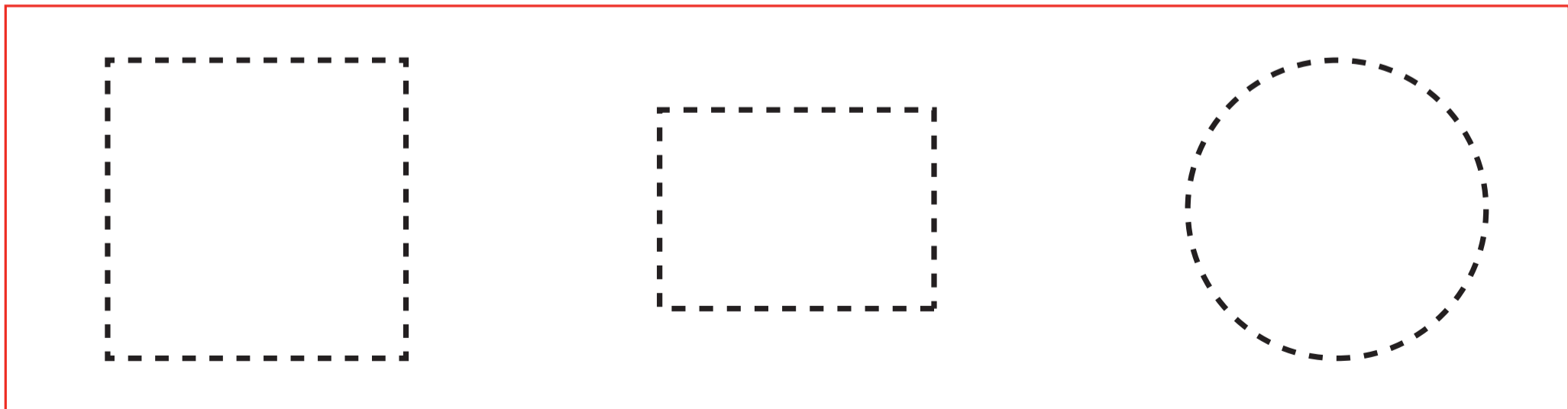
METAL MEDALLION

Upgrade : ***ADDITIONAL FEES APPLY***



Placement Area: 8 in x 5 in

METAL MEDALLION AVAILABLE SHAPES



Square 1.5"wx1.5"h
(DEFAULT)

Rectangle: 1.38"w x 1"h

Circle 1.5"

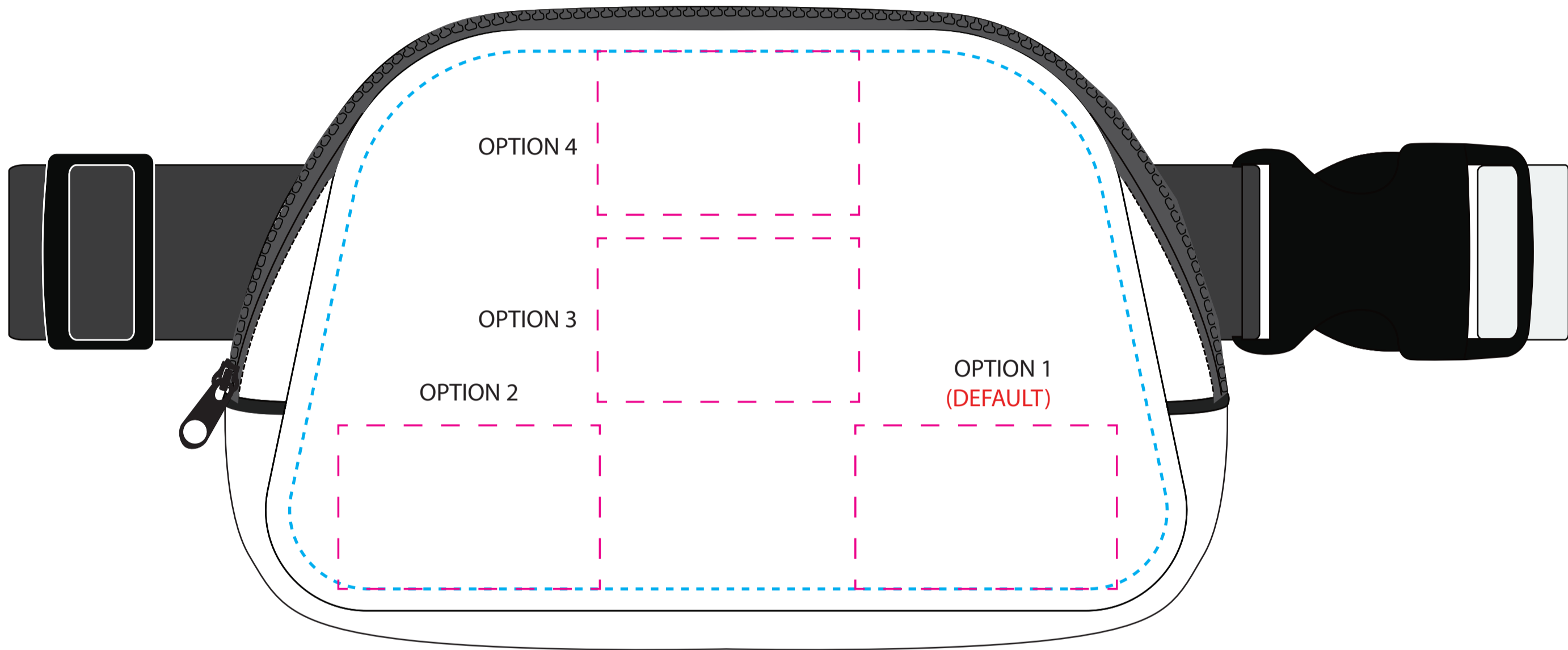
BGE4210

Custom Sherpa Belt Bag

ITEM SIZE: 7.5 in L x 5.1 in H x 2.16 in W

EMBROIDERY

Upgrade : ***ADDITIONAL FEES APPLY***



Imprint Area: — — — 2.4"w x 1.2"h
Placement Area: ····· 8 in x 5 in

BGE4210

Custom Sherpa Belt Bag

ITEM SIZE: 7.5 in L x 5.1 in H x 2.16 in W

STRAP

EMBOSSSED SILICONE OR 4 COLOR PROCESS

Upgrade Imprint Area: *ADDITIONAL FEES APPLY*



Strap Size @ 50% SCALE

STRAP
Imprint Area - - -

BGE4210

Custom Sherpa Belt Bag

ITEM SIZE: 7.5 in L x 5.1 in H x 2.16 in W

CUSTOM SILICONE ZIPPER PULL

Upgrade : *ADDITIONAL FEES APPLY*



Imprint Area: — — — 0.39 in(W) x 1.5 in (L)