

PEY4001

BRANDEIS


SMARTPHONE CLING WIPE (SQUARE)

Item Number: PEY4001


Item Size: 1 3/16" W x 1 3/16" H (cleaner); 2 11/64" W x 3 11/32" H (card)

Max Imprint Area: Full Bleed (both) (Indicated By Black Line, Does Not Print)


Imprint Method: 4 COLOR PROCESS



ARTWORK @ 100%
(FRONT OF CARD BY ITSELF)



ARTWORK @ 100%
(FRONT OF CARD WITH CLEANER ATTACHED)



ARTWORK @ 100%
(CLEANER)

STICKY SCREEN CLEANER

Stick Wipe Peel Wash



How to Use:

1. Peel Screen Cleaner Pad from the back of your mobile phone.
2. Wipe and clean your display.
3. Stick back Screen Cleaner Pad on the rear side of your mobile phone.
4. Wash the pad when it is dirty and dry it.

Notice:

1. Wipe the surface area where you stick it.
2. Keep the pad backside clean.
3. Wash it with water or detergent when it becomes dirty and less sticky.
4. Keep it away from children.

**THESE INSTRUCTIONS
WILL BE IMPRINTED ON
THE REAR SIDE OF THE CARD
IF NO ARTWORK IS SUPPLIED.**